

## HUB-STYLE UMBRELLA BLIND

⚠ Warning ⚠ Warning ⚠ Warning ⚠

### THINK SAFETY !

- NEVER USE A HEATER IN YOUR AMERISTEP® BLIND - UNVENTED FUMES COULD CAUSE SICKNESS OR DEATH
- NEVER EXPOSE YOUR BLIND TO ANY OPEN FLAME. THIS PRODUCT IS NOT FIREPROOF
- NEVER SHOOT THROUGH THE TSC WINDOWS WITH A FIREARM SPARKS OR FLAME FROM THE MUZZLE COULD IGNITE THE MATERIAL
- NEVER SHOOT EXPANDABLE BROADHEADS THROUGH THE TSC WINDOWS - THE MESH MAY CAUSE PREMATURE OPENING OF THE BLADES. USE FIXED BLADE BROADHEADS ONLY
- FOR BEST ARROW FLIGHT THRU TSC WINDOWS, ALIGN BROADHEAD BLADES WITH FLETCHING
- NEVER ALLOW CHILDREN TO PLAY WITH THIS PRODUCT WITHOUT ADULT SUPERVISION
- NEVER ALLOW MATERIAL TO COVER YOUR FACE. IT CAN CAUSE SUFFOCATION AND DEATH
- NEVER ALLOW ANYONE TO USE LIGHTED CANDLES, MATCHES OR OTHER SOURCES OF FIRE NEAR THIS PRODUCT
- ALSO AVAILABLE IS OUR BLAZE ORANGE TANGLE® SAFETY CAP (Sold Separately)
- UV (ULTRAVIOLET LIGHT) WARNING:  
Ultraviolet light breaks down lightweight fabric fibers (and almost any synthetic material). The material will fade (discolor), lose strength and eventually disintegrate if left in prolonged sunlight. To extend the life of your Ameristep® product avoid leaving it out in direct sunlight. Set up your portable ground blind or accessory in a shady spot whenever possible to extend the product life.

### STORAGE AND TIPS

- Store your Blind in a cool dry place - free native brush, dirt and any debris
- Never store your Blind wet or damp
- Avoid leaving your Blind outdoors for any extended period of time
- To stop any leakage, use seam sealer on all seams and silicon spray on seams/sidewalls.

### PARTS LIST

- 1 Hub-Style Umbrella™ Blind
- Straps with adjustable buckles
- Material: Durashell™
- 1 Carry Pouch

See our full line of Accessories and Replacement Parts at:  
[ameristep.com](http://ameristep.com)



Umbrella With Stealth Curtain



Hub-Style Skirt

**AMERISTEP®**  
QUALITY HUNTING

# HUB-STYLE UMBRELLA BLIND

*Instruction Manual*



**! ALWAYS WEAR A SAFETY HARNESS !**

**Be sure to follow these guidelines for using this Product.**  
**READ AND UNDERSTAND ALL INSTRUCTIONS and WARNINGS FIRST**  
Any questions or confusion regarding the use of this product contact our Customer Service Department at Ameristep® (810) 686-4035 before using.

# HUB-STYLE UMBRELLA SET UP INSTRUCTIONS

# HUB-STYLE UMBRELLA TAKE DOWN INSTRUCTIONS

**WARNING: IMMEDIATELY FASTEN YOUR SAFETY HARNESS to the tree once you've reached your platform.**


**! Note:**

Raise your Hub-Style Umbrella to your platform with hoist rope before beginning Set Up.

**Step 1:** Decide how high you are going to place your umbrella on the tree above you. Remove your Hub-Style Umbrella from the provided carrying pouch.



**Step 2:** Pull the center hub strap towards your body to fully open the umbrella.



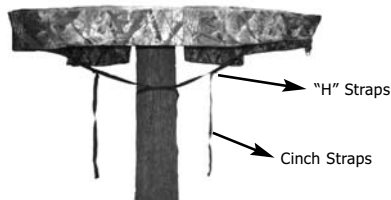
**Step 3:** Attach straps around the tree to secure Umbrella.



**Step 4:** Adjust umbrella height by pushing on center hub.



**Step 5:** Wrap the strap around the back side of the tree and clip easy snap buckles together and cinch the straps tight around the tree.



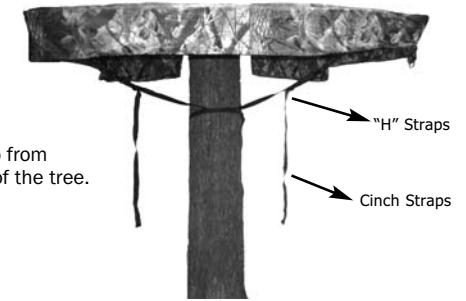
**Step 6:** Wrap the "H" strap around the tree and clip the buckles and cinch down tight.



Hub-Style Umbrella shown with our Edge Platform and Rapid Seat.



**Step 7:** Run the support straps on an angle and clip the plastic hook to the rings on the side of the umbrella.



**Step 1:** Unhook "H" strap from umbrella and loosen off of the tree.



**Step 2:** Loosen the strap from around the tree.



**Step 3:** Loosen body panels and remove umbrella from tree.

**! Note:**

Lower your Hub-Style Umbrella to the ground with your hoist rope.



**Step 4:** When your Umbrella is on the ground, finish take down by pushing in on the center hub so that the tension gives way, gather all of the corners.



**Step 5:** Slide your Hub-Style Umbrella into carrying pouch.